

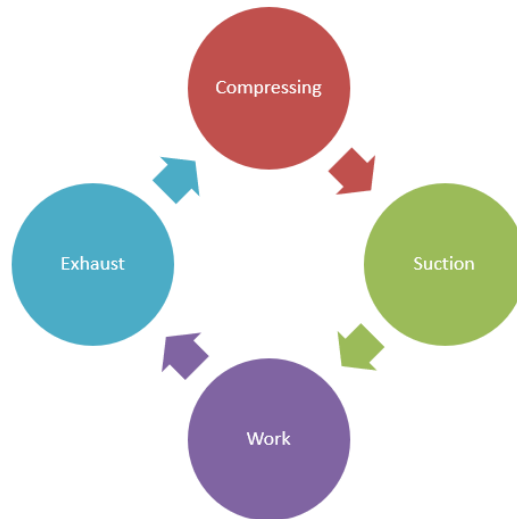
Diagrams

Students must be able to create the following slides. The final test will include one or two tasks from the examples below. The difficulty level is matched to the ECDL PowerPoint Advanced level.

Task 1

On the slide number 1 insert information about the four-stroke engine and its four operating phases according to the drawing below.

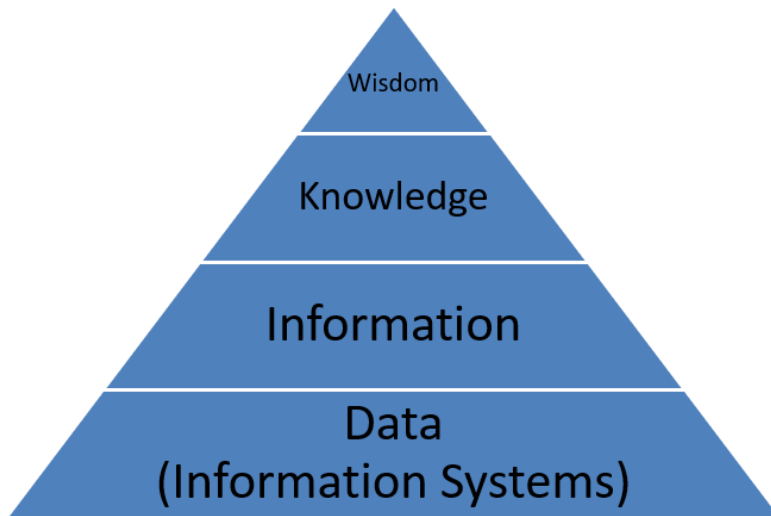
Four-stroke engine - phases



Task 2

On the slide, the number 2 insert a diagram - basic pyramid, exactly like in the picture below. Give it a 3-D pyramid style.

What is knowledge?



Task 3

On the slide number 3 insert a radial cycle exactly as shown below.

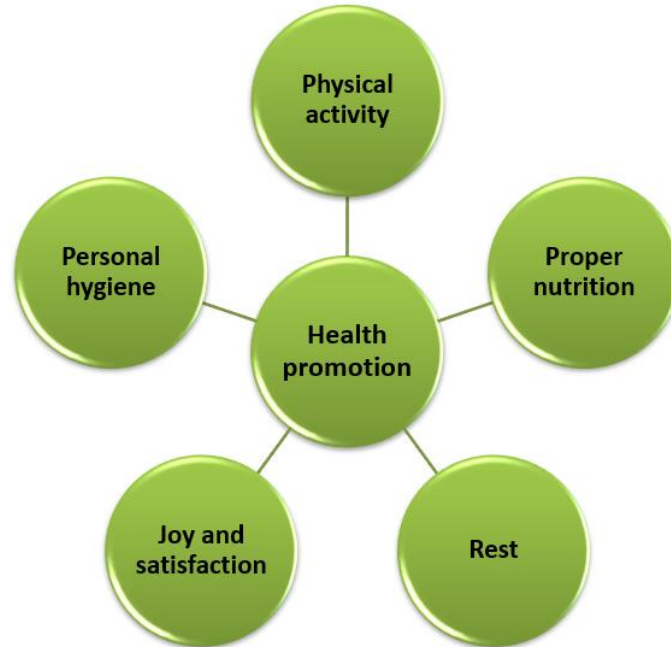
Healthy lifestyle



Task 4

On the slide number 4 insert a radial cycle exactly as shown below.

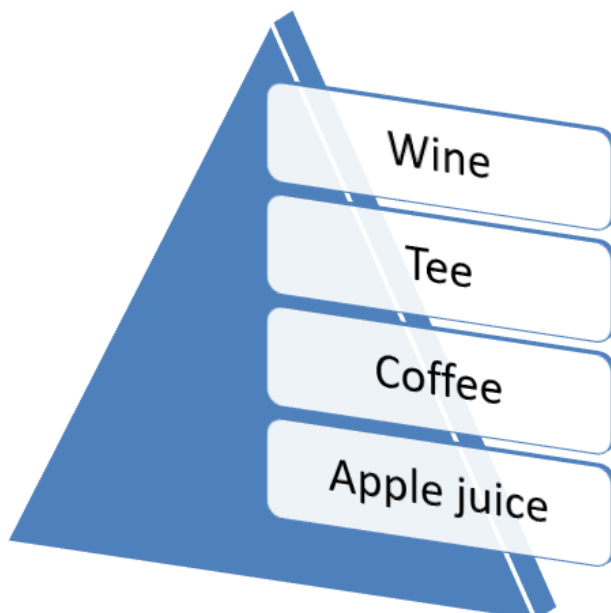
Healthy lifestyle



Task 5

On the slide number 5 insert a pyramid list, exactly as shown below.

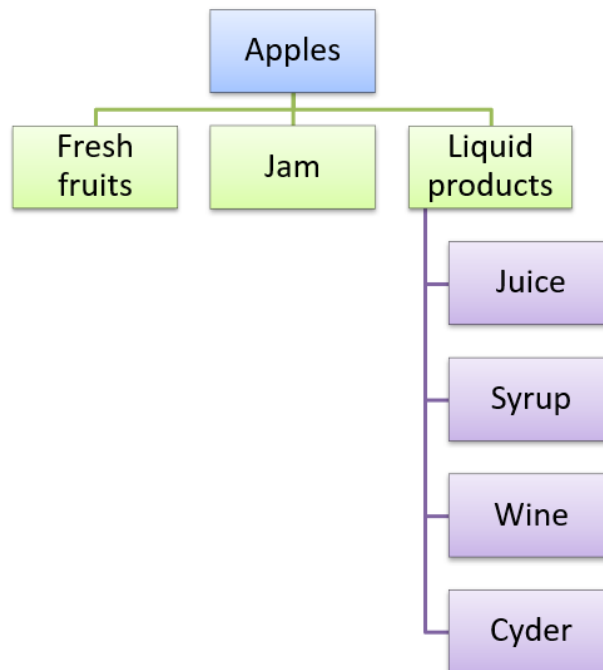
My favourite drinks



Task 6

On the slide number 6 insert the diagram, exactly as in the picture below.

Apple products



Task 7

On the slide number 7 insert your company organization chart exactly as shown below.

Organizational chart

